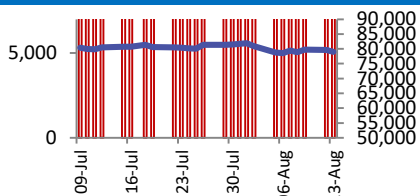
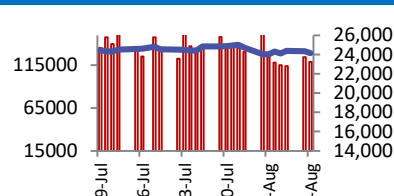


**BSE**



Open	79553
High	79693
Low	78889
Close	78956
Change	-693
Volume (Lacs)	8635
Turnover (Rs.inCr)	9154

**NSE**



Open	24342
High	24360
Low	24117
Close	24139
Change	-208
Volume(Lacs)	48502
Turnover(Rs.in Cr)	118876

World Markets	Current	Previous	Pt. Chg	Var(%)
Dow	39766	39357	409	1.0%
Dow Futures	39864	39889	(25)	-0.1%
Nasdaq	17188	16781	407	2.4%
FTSE	8235	8210	25	0.3%
Nikkei	36098	36233	(135)	-0.4%
Hang Seng	17132	17174	(42)	-0.2%
Gift Nifty	24205	24219	(14)	-0.1%
Straits Singapore	3264	3259	5	0.2%
South Korea	2638	2622	16	0.6%
Taiwan	21989	21797	192	0.9%
Shanghai	2857	2868	(11)	-0.4%

Commodity Prices	Current	Previous	Pt. Chg	Var(%)
Copper (\$/MT)	8959	9027	(68.0)	-0.8%
Alumin (\$/MT)	2332	2306	26.5	1.1%
Zinc (\$/MT)	2689	2743	(54.5)	-2.0%
Brent Crude (\$/bbl)	81.0	80.7	0.3	0.4%
Gold (\$/Ounce)	2458	2465	(7.0)	-0.3%
Silver (\$/Ounce)	27.6	27.9	(0.3)	-0.9%
Light Crude (\$/bbl)	78.7	78.4	0.4	0.5%
N G (\$/mmbtu)	2.2	2.1	0.0	0.5%
Sugar (\$/MT)	523.1	519.4	3.7	0.7%
Rubber (Rs./kg)	244.0	245.0	(1.0)	-0.4%
Baltic Dry Index	1670	1655	15.0	0.9%

Currency Exchange Rate	Current	Previous	Var(%)
Rs./ \$ rate	83.97	83.97	0.00%
Rs./ Euro	91.69	91.75	-0.08%
Rs./Chinese Yuan	11.77	11.74	0.22%
Yen / \$ rate	146.40	146.84	-0.30%
\$ US/Euro	1.10	1.10	0.00%

Dollar Index	Current	Previous	Var(%)
Dollar Index	105.26	105.28	-0.02%

Support/ Resistance Levels for Today		
	Nifty	Bank Nifty Fut
Support 1	24060	49770
Support 2	23970	49540
Resistance	24200	50340

Securities in Ban For Trade	
AARTIIND	INDIACEM
ABCAPITAL	INDIAMART
ABFRL	LICHSGFIN
BANDHANBNK	MANAPPURAM
BIOCON	PNB
BSOFT	RBLBANK
CHAMBLFERT	SAIL
GRANULES	SUNTV

**Market Review**

**US:** Stocks rallied and bond yields fell after the latest US inflation reading reinforced speculation the Fed Reserve will be able to deploy its widely anticipated interest-rate cut in Sep.

**Asia:** Stocks in Asia followed a rally on Wall Street after the latest US inflation data reinforced bets that the Fed Reserve will be able to start its monetawry easing in Sep.

**India:** Benchmark Indian equity indices ended lower in the second consecutive session to log their worst session since August 5 as shares of banks weighed on them. **Market is expected to open on a flattish note and likely to witness range bound move during the day.**

**Global Economy:** U.S. producer prices growth slowed more than expected on an annual basis in July, in the latest sign of cooling inflationary pressures. The producer price index for final demand grew 2.2% annually last month, a fall from a revised 2.7% in June, according to Labor Department data. On a monthly basis, the PPI figure rose by 0.1%, less than expected and below the 0.2% growth seen in June.

The Brazilian real has recently experienced "accelerated" weakening, but central bank chief Roberto Campos Neto said on Tuesday that policymakers did not intervene in the foreign exchange market as no dysfunctions were observed. Speaking at a congressional hearing, Campos Neto said specific Brazil-related factors caused this greater depreciation, amid heightened risk perceptions. The currency of Latin America's largest economy has weakened by nearly 12% against the U.S. dollar this year, though it has shown some relief since last week amid the central bank's firm messaging that an interest rate hike is on the table to battle inflation. Campos Neto said the central bank's disinflation process has minimally impacted economic activity, which has consistently surprised on the upside.

**Commodities:** The price of gold fluctuated between gains and losses after US inflation data came in lower then expected, potentially supporting the case for rate cuts by the Federal Reserve.

Oil prices climbed on Wednesday on estimates about shrinking U.S. crude and gasoline inventories as the market watched for a possible widening of the Middle Eastern war, which could curtail global oil supplies.

**Currency:** The dollar remained on the back foot on Wednesday after tumbling versus major peers overnight as a benign reading for U.S. producer prices reinforced bets on Federal Reserve interest rate cuts this year.

FII Derivative Transactions (Rs. Cr)

Contracts	Purchase		Sell		Net	Open Interest (OI)		OI (Previous day)		Change	
	Contract	Value	Contract	Value		Contract	Value	Contract	Value	Contract	Value
Index Future	41999	2831	78290	5253	(2422)	543628	35418	517569	33826	26059	1592
Index Option	49012808	3057821	48836103	3043475	14346	6908923	453725	5232633	339199	1676290	114526
Stock Future	338229	26555	409781	32647	(6092)	4152549	314079	4096813	313580	55736	499
Stock Option	550540	44104	569466	45577	(1473)	802194	61597	779148	60525	23046	1072
<b>Total</b>	<b>49943576</b>	<b>3131311</b>	<b>49893640</b>	<b>3126952</b>	<b>4359</b>	<b>12407294</b>	<b>864819</b>	<b>10626163</b>	<b>747130</b>	<b>1781131</b>	<b>117689</b>

FII All Activity-BBG (Rs Cr)	Buy	Sell	Net
6-Aug-24	15375	18400	(3025)
7-Aug-24	14971	17813	(2842)
8-Aug-24	18414	17893	522
9-Aug-24	11073	12234	(1161)
12-Aug-24	16013	18824	(2811)
<b>Month to date- Aug</b>	<b>129282</b>	<b>143832</b>	<b>(14550)</b>
FII (Prov.) (Rs Cr)	Buy	Sell	Net
7-Aug-24	14095	17410	(3315)
8-Aug-24	15491	18117	(2627)
9-Aug-24	12455	12048	407
12-Aug-24	13846	18527	(4681)
13-Aug-24	14502	16610	(2107)
<b>Month to date-Aug</b>	<b>129548</b>	<b>156696</b>	<b>(27148)</b>
DII (Prov.) (Rs. Cr)	Buy	Sell	Net
7-Aug-24	16071	12270	3801
8-Aug-24	11739	11161	577
9-Aug-24	15191	11211	3980
12-Aug-24	13702	9224	4478
13-Aug-24	13006	11766	1240
<b>Month to date-Aug</b>	<b>138434</b>	<b>109217</b>	<b>29218</b>
FII Debt - BBG (Rs. Cr)	Buy	Sell	Net
6-Aug-24	901	2911	(2010)
7-Aug-24	2327	347	1980
8-Aug-24	1546	1157	390
9-Aug-24	2057	1183	874
12-Aug-24	1024	119	905
<b>Month to date- Aug</b>	<b>14667</b>	<b>8335</b>	<b>6333</b>

Market Breadth	BSE		NSE	
	No.	%	No.	%
Advance	1266	31%	713	26%
Decline	2676	66%	1984	72%
Unchanged	84	2%	59	2%

Market Turnover	13-Aug	12-Aug	Var (%)
BSE Cash	9154	9915	-8%
NSE Cash	118876	124307	-4%
NSE Futures	150555	149220	1%
NSE Options	49045545	28965846	69%
Total (Rs.Cr)	49324130	29249289	69%

Volatility Index	13-Aug	12-Aug
Volatility Index	16.17	15.87

Index PE - TTM	13-Aug	Yr. High	Yr. Low
Sensex	23.2	26.0	21.8
Nifty	22.5	28.8	20.3

Corporate News

**Bombay Dyeing To Sell Worli Land To Sumitomo For Rs 5,200 Crore**

Bombay Dyeing and Manufacturing Co. agreed to sell 22 acres in Worli to Goisu Realty Pvt. for Rs 5,200 crore in one of India's biggest land deals to repay debt and fund future projects. Goisu Realty is a subsidiary of Japan-based developer Sumitomo Realty & Development Co. (BQ)

**Vedanta to offload 2.6% stake in Hindustan Zinc via OFS**

Metals and mining major Vedanta announced on Tuesday that its board of directors has given the nod for the sale of up to 11 crore shares or 2.6 per cent equity in Hindustan Zinc, through an offer for sale (OFS). At the end of the June, Vedanta held a 64.92 per cent stake in Hindustan Zinc, while the government owned 29.54 per cent. Furthermore, the mining major is planning to separate its aluminium, oil and gas, power, base metals, and iron and steel businesses into distinct publicly traded companies. (BQ)

Economy

**India's slowing consumers demand fuels calls for rate cut**

Retail inflation in July fell to a five-year low, i.e. since August 2019. However, your household budgets are unlikely to have seen any relief. This is because retail inflation fell to 3.54% in July this year, compared to 5.08% in June, because of base effect. In other words, the fall is because the reading in the same period last year was 7.44%. On a sequential basis, the price momentum continued to trend upward, rising by 1.4%. (ET)

**Inflation Falls To Five-Year Low But Household Budgets Still Feel The Pinch**

Retail inflation in July fell to a five-year low, i.e. since August 2019. However, your household budgets are unlikely to have seen any relief. This is because retail inflation fell to 3.54% in July this year, compared to 5.08% in June, because of base effect. In other words, the fall is because the reading in the same period last year was 7.44%. (ET)

International

**Texas sues GM for allegedly violating drivers' privacy**

General Motors has been sued by the state of Texas, which accused the automaker of installing technology on more than 14 million vehicles to collect data about drivers, which it then sold to insurers and other companies without drivers' consent. (Inv)

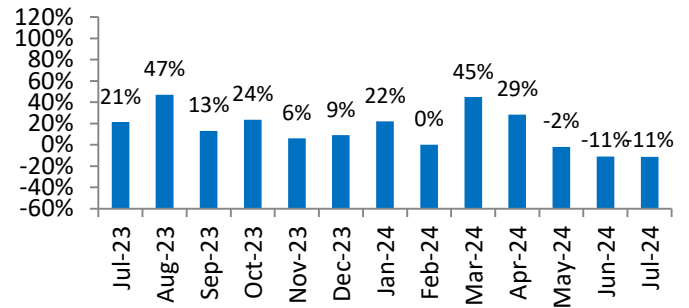
Top 5 Nifty Gainers	13-Aug	12-Aug	Var(%)
TITAN	3384	3321	1.9%
APOLLOHOSP	6589	6502	1.3%
DRREDDY	6948	6887	0.9%
TATACONSUM	1179	1171	0.7%
NESTLEIND	2485	2473	0.5%
Top 5 Nifty Losers	13-Aug	12-Aug	Var(%)
BPCL	322	333	-3.5%
HDFCBANK	1603	1660	-3.4%
SHRIRAMFIN	2891	2976	-2.8%
HDFCLIFE	685	702	-2.5%
BAJFINANCE	6465	6608	-2.2%

BSE Index Watch	Last	1 day	1 wk	1 mth	1 yr
SENSEX	78956	-0.9%	0.5%	-1.9%	20.7%
MIDCAP	46746	-1.0%	2.4%	-1.6%	54.3%
SMLCAP	53260	-1.2%	2.4%	-1.4%	51.7%
AUTO	56722	-0.7%	2.1%	-0.8%	62.2%
BANKEX	56816	-1.5%	0.5%	-5.5%	14.9%
Capital Goods	71952	-0.8%	2.6%	-4.0%	66.0%
FMCG	22316	-0.3%	0.3%	3.2%	19.9%
Health Care	41031	0.0%	2.5%	6.9%	47.5%
IT	39887	-0.3%	1.5%	0.1%	27.8%
METAL	30778	-1.4%	1.4%	-6.7%	43.3%
Oil & Gas	31655	-1.3%	2.6%	2.1%	66.8%
Power	8158	-1.0%	0.9%	1.5%	94.3%
Realty	8027	-0.8%	2.7%	-6.0%	90.0%

NSE USD Futures	13-Aug	12-Aug	Var (%)
August Expiry (Rs./\$)	83.56	83.56	0.0%
Sept Expiry (Rs./\$)	83.81	83.81	0.0%
Total Turnover (Rs. Crore)	3990	7530	-47%

Sectors	TTM PE
Auto	32.46
Auto Ancillary	51.4
Banking	14.66
Engineering	43.37
Cement	75.75
Diamonds & Jewellery	53.06
Housing Finance	24.63
Infrastructure & Const	33.89
Metals-Aluminium	39.53
Metal – Steel	18.85
Oil Expl.	15.84
Pharma	12.89
Power – Gen. Supp.	44.5
Information Tech.	27.65
Sugar	21.28
Telecom Serv. Prov.	79.03
Tyres	27.84

**Force Motors Monthly Volume Growth (YoY)**  
(Source:Company data)



10 year G-Sec Yield	Current	Previous	Change
US	3.85%	3.84%	1 bps
Japan	0.85%	0.85%	1 bps
India	6.88%	6.88%	(0) bps
UK	3.89%	3.92%	(3) bps
Libor 3 Mths	5.38%	5.37%	0 bps

Indian Eco Data	Current	Previous	Var(%)
Forex Reserve (US\$ in bn)	654	652	0.3%
Inflation - WPI	3.36%	2.61%	75 bps
Inflation - CPI	3.54%	5.08%	(154) bps

India GDP	Q4FY24	Q3FY24	Var(%)
Growth	7.76%	8.57%	(81) bps

Monetary Policy	Current	Previous	Change
Repo Rate	6.50%	6.50%	0 bps
Reverse Repo Rate	3.35%	3.35%	0 bps
CRR	4.50%	4.50%	0 bps
O/S Banking System Liquidity (Rs bn)	1326	1463	(137.6)

IIP Growth %	Jun-24	Jun-23	Apr-Feb
IIP	4.2	4.0	5.6
Mining	10.3	7.6	7.6
Manufacturing	2.6	3.5	4.4
Electricity	8.6	4.2	9.2

ADR Price Movement

Company	Price (US\$)	Volume	Previous Day Price	Volume	Variance (%)	No. of Share Per ADR	ADR Price (Rs.)	BSE Price	Variance (%)
Infosys Tech	21.59	7692034	21.31	11669495	1.31%	1	1812.94	1797.45	0.9%
Wipro	5.84	1180808	5.76	843765	1.39%	1	490.39	490.50	0.0%
Dr.Reddy's	83.32	156196	82.24	181783	1.31%	1	6996.49	6948.40	0.7%
ICICI Bank	27.62	6440858	27.76	4059787	-0.50%	2	1159.64	1168.35	-0.7%
HDFC Bank	58.66	3733345	60.58	4484751	-3.17%	3	1641.92	1603.20	2.4%

GDR's (US\$)

	Prices	Prev. Close	Change	Var %
L&T	42.50	42.70	(0.2)	-0.5%
RIL	69.50	69.50	0.0	0.0%
SBI	95.50	96.80	(1.3)	-1.3%

US Economy Data

	Current	Previous
Inflation (YoY)	3.00%	3.30%
Unemployment (%)	4.30%	4.10%

Interest Rate (%)

	Current	Previous
Fed Rate	5.50%	5.50%

US GDP

	Q1CY24	Q4CY23	Q4CY22
Growth (QoQ Annualized)	2.80%	1.40%	2.60%

China Economy Data

	Current	Previous
GDP	4.70%	5.30%
Inflation – CPI (%)	0.50%	0.20%

Economic Calendar

	Date
Indian GDP Data	30 Aug
Indian Inflation Data CPI	12 Sep
Indian Inflation Data WPI	14 Aug
Indian Monetary Policy	09 Oct
India's Industrial Production (IIP)	12 Sep
US Inflation Data	14 Aug
US GDP	30 Aug
US Unemployment Data	16 Sep
US Fed Rate	18 Sep
China GDP	18 Oct
China Inflation Data	9 Sep

Event Update

Name	Date	Purpose
H.G. Infra Engineering Ltd.	14-08-2024	Rs.1.50 per share(15%)Final Dividend
Jindal Drilling & Industries Ltd.	14-08-2024	Rs.0.50 per share(10%)Final Dividend
Maharashtra Seamless Ltd.	14-08-2024	Rs.10.00 per share(200%)Dividend
Railtel Corporation Of India Ltd.	14-08-2024	Rs.1.85 per share(18.5%)Final Dividend
Saurashtra Cement Ltd.	14-08-2024	Rs.1.00 per share(10%)Final Dividend
Sprayking Ltd.	14-08-2024	Bonus issue
TTK Prestige Ltd.	14-08-2024	Buy Back of Shares
Walpar Nutritions Ltd.	14-08-2024	Bonus
Astral Ltd.	16-08-2024	Rs.2.25 per share(225%)Final Dividend
Bata India Ltd.	16-08-2024	Rs.10.00 per share(200%)Interim Dividend
Bharti Hexacom Ltd.	16-08-2024	Rs.4.00 per share(80%)Dividend
Capital Small Finance Bank Ltd.	16-08-2024	Rs.1.20 per share(12%)Final Dividend
Cera Sanitaryware Ltd.	16-08-2024	Buy Back of Shares
Coal India Ltd.	16-08-2024	Rs.5.00 per share(50%)Final Dividend
Comfort Intech Ltd.	16-08-2024	Rs.0.07 per share(7%)Final Dividend
Cyber Media Research & Services Ltd.	16-08-2024	Dividend
Dhanuka Agritech Ltd.	16-08-2024	Buy Back of Shares
Elcid Investments Ltd.	16-08-2024	Rs.25.00 per share(250%)Final Dividend
Gland Pharma Ltd.	16-08-2024	Rs.20.00 per share(2000%)Final Dividend
Godrej Consumer Products Ltd.	16-08-2024	Rs.5.00 per share(500%)Interim Dividend
Jamshri Realty Ltd.	16-08-2024	Stock Split from Rs.1000 to Rs.10
KK Shah Hospitals Ltd.	16-08-2024	Rs.0.50 per share(5%)Final Dividend
Macrotech Developers Ltd.	16-08-2024	Rs.2.25 per share(22.5%)Final Dividend
Naga Dhunseri Group Ltd.	16-08-2024	Dividend & Annual General Meeting



**Bulk Deal As On 13/08/24**

BSE					
Security Code	Security Name	Client Name	Deal	Quantity	Price
539661	ACEMEN	GUTTIKONDA VARA LAKSHMI	B	21632	63.43
544224	AFCOM	ISHAAN TRADEFIN LLP	S	264000	237.5
544224	AFCOM	ISHAAN TRADEFIN LLP	B	62400	235.94
544224	AFCOM	MANSI SHARE & STOCK ADVISORS PRIVATE LIMITED	S	300000	236.87
544224	AFCOM	ROHAN GUPTA	B	168000	237.5
544224	AFCOM	STOCK VERTEX VENTURES	S	151200	231.4
544224	AFCOM	VICTUS ENTERPRISE LLP	B	151200	237.5
538351	AFEL	SHAILESH KANJIBHAI DHAMELIYA	S	79886	18.97
531300	AMITINT	KAVITA MAYANK VARIA	S	124299	3.89
531300	AMITINT	NEXPACT LIMITED	B	440000	3.89
531300	AMITINT	NIRAV KANUBHAI PANDYA	S	600000	3.93
531300	AMITINT	VIKASA GLOBAL FUND PCC - EUBILIA CAPITAL PARTNERS FUND I	B	107000	3.89
542176	ARYAN	JAIN GRANITES AND PROJECTS INDIA LIMITED	S	208000	15.92
542176	ARYAN	MAHENDRA GIRDHARILAL WADHWANI	B	47600	16.87
542176	ARYAN	SANTHOSH D SURANA	B	52775	15.23
539662	BFLAFL	ARADHANA PANDEY	B	300000	22.89
539662	BFLAFL	PANKAJBAFNA	S	100000	23.22
539662	BFLAFL	SOMAAGRAWAL	B	70000	21.49
531099	CHECKPOINT	DIVYA GUPTA	S	33744	7.72
540023	COLORCHIPS	R S SUDHISH	B	1968101	14.9
540023	COLORCHIPS	RAVIKAANTH PORTFOLIO SERVICES PRIVATE LIMITED	S	2420471	15.1
540023	COLORCHIPS	SUSIRA HOLDINGS PRIVATE LIMITED	B	400000	16.05
534691	COMCL	PANKAJBAFNA	S	100000	34.7
531216	COMFINTE	LUHARUKA EXPORTS PVT LTD	S	2754239	14.47
544220	CTLLAB	MULTIPLIER SHARE & STOCK ADVISORS PRIVATE LIMITED	S	14400	93.07
531035	ERAAYA	SNEHA GARG	S	105000	800
531035	ERAAYA	VIKASA GLOBAL FUND PCC - EUBILIA CAPITAL PARTNERS FUND I	B	175000	800
531035	ERAAYA	VISHAL JAI KUMAR GARG	S	100000	800.26
544199	GEMENVIRO	ISHAAN TRADEFIN LLP	S	124800	224.41
544199	GEMENVIRO	ISHAAN TRADEFIN LLP	B	81600	219.14
531913	GOPAIST	JIGAR MUKESHBHAI SHAH	B	25000	8.64
530663	GOYALASS	PRATHIPA PAIDI	S	235000	1.86
513337	GUJTLRM	MULTIPLIER SHARE & STOCK ADVISORS PRIVATE LIMITED	S	695264	11.3
537709	HANSUGAR	MULTIPLIER SHARE & STOCK ADVISORS PRIVATE LIMITED	S	108519	7.87
539449	IGCIL	KOOLAMADATHIL ABDULNAZAR	S	25000	32.61
543297	IWEL	ANJANA PROJECTS LIMITED	S	15000	9925.5
543297	IWEL	INDIA OPPORTUNITIES GROWTH FUND LTD - PINWOOD STRATEGY	B	15000	9925.5
535730	KHOBSURAT	RAMESHHARAN	S	2500000	1.21
544221	KIZI	BEELINE BROKING LIMITED	S	42000	23.64
540730	MEHAI	F3 ADVISORS PRIVATE LIMITED	S	114154	47.6
540730	MEHAI	GREEN PEAKS ENTERPRISES LLP	S	127216	47.79
538895	MIHIKA	BLISSFULBOUNTY AGRI PRIVATE LIMITED	S	63756	21.54
535910	MMLF	SAJJAN KUMAR PATWARI	S	61039	181.27
531395	PADAMCO	RANJAN NAVIN GALA	B	29202	58.96
531395	PADAMCO	REKHA GUPTA .	S	25000	59
531255	PARAGONF	KIT COMMERCIAL PRIVATE LIMITED	S	50000	91
531255	PARAGONF	KOTVAK LOGISTICS LLP	S	3022	91.5
531255	PARAGONF	KOTVAK LOGISTICS LLP	B	45000	91
531255	PARAGONF	MANI SOFTWARE TECHNOLOGIES PVT LTD	B	40000	91
531255	PARAGONF	NAMAN BARTER PRIVATE LIMITED	S	50000	91

536659	PVINFRA	APPLE EQUIFIN PVT LTD	S	347169	16.15
536659	PVINFRA	GKML SOFTWARE TECHNOLOGIES PRIVATE LIMITED	S	372757	16.15
536659	PVINFRA	MONIKA SEKHRI	B	221280	16.18
536659	PVINFRA	SABRIYA FISHERIES LLP	S	184286	16.14
539760	RELICAB	EMERALD COMMERCIAL LIMITED	S	75000	138.79
539760	RELICAB	MANSI SHARE & STOCK ADVISORS PRIVATE LIMITED	S	102301	137.17
539760	RELICAB	MANSI SHARE & STOCK ADVISORS PRIVATE LIMITED	B	147925	138.1
539760	RELICAB	S K PATWARI HUF	B	150000	138
539760	RELICAB	SANJAY KUMAR PATWARI	B	160321	137
539760	RELICAB	SANJAY POPATLAL JAIN	S	187649	138.01
539760	RELICAB	SK GROWTH FUND PRIVATE LIMITED	S	125000	138.21
543256	RFL	JOSEPH VINCENT CARDOZ	B	76950	19.46
543256	RFL	KIRAN MITTAL	S	126599	19.42
539574	SCL	SHUBHAM ASHOKBHAI PATEL	S	5676501	2.75
539574	SCL	SHUBHAM ASHOKBHAI PATEL	B	4790848	2.57
531944	SERVOTEACH	SHAKUNTALA GUPTA	B	30000	25.97
531944	SERVOTEACH	VIVEK KANDA	S	57125	25.95
543391	SGFRL	NOPEA CAPITAL SERVICES PRIVATE LIMITED	S	306000	148.97
540259	SHANGAR	NISHIL SHAH	B	77260	8.71
540259	SHANGAR	NOBLE POLYMERS LIMITED NOBLE	S	98208	8.73
534708	SHANTIGURU	ANITA BAGMAR	S	177000	31.85
534708	SHANTIGURU	MONA LAROA	B	402000	31.57
540072	SHIVAEXPO	ABHINAV UPADHYAY	S	140000	14
540072	SHIVAEXPO	IRA CHATTERJI	B	80000	14
544171	STAL	SB OPPORTUNITIES FUND I	S	65600	184.11
540492	STARLENT	DHRUV GANJI	S	809647	140.89
540492	STARLENT	DHRUV GANJI	B	945420	139.87
540492	STARLENT	VIKRAMBHAI GOKALBHAI CHAUDHARI	S	541340	146.3
540492	STARLENT	VIKRAMBHAI GOKALBHAI CHAUDHARI	B	541340	140.47
543274	SUUMAYA	DHARMENDRA B PATEL	S	126000	3.91
538496	TARINI	MULTIPLIER SHARE & STOCK ADVISORS PRIVATE LIMITED	B	156000	33.84
538496	TARINI	SHARIQAHMEDKHAN	S	99000	33.84
543754	TRANSVOY	SAMEER GUPTA	S	14400	184
539040	TTIL	ROHITKUMAR MAFATLAL PATEL	B	170000	29.47
539040	TTIL	VISHNUBHAI CHHAGANLAL PATEL	B	170000	29.47
539291	VASUDHAGAM	JIGAR MUKESHBHAI SHAH	B	121700	21.01
538732	VGCL	SIDDHARTHA BHAIYA	S	133969	78.84
530057	VIVANZA	TANYA ESTATES PRIVATE LIMITED .	S	206927	4.27

NSE

Security Code	Security Name	Client Name	Deal	Quantity	Price
AMJUMBO	A and M Jumbo Bags Ltd	HANSABEN BHARATKUMAR PATEL	SELL	248000	20.97
AMJUMBO	A and M Jumbo Bags Ltd	MANDALIYA UDAY KANAIYALAL	BUY	664000	20.9
AMJUMBO	A and M Jumbo Bags Ltd	PURAV BHARATBHAI PATEL	SELL	408000	20.94
AMJUMBO	A and M Jumbo Bags Ltd	SEJAL PURAVKUMAR PATEL	SELL	56000	20.9
FIRSTCRY	Brainbees Solutions Ltd	NOMURA INDIA INVESTMENT FUND MOTHER FUND A/C (NOMURA) (MF INDIA)	BUY	4847432	681.03
FIRSTCRY	Brainbees Solutions Ltd	TNTBC AS THE TRUSTEE OF NOMURA INDIA STOCK MOTHER FUND (NOMURA) NISMF	BUY	3225660	681.03
ISHAN	Ishan International Ltd	MAHADEV MANUBHAI MAKVANA	SELL	2160000	2.3
KANDARP	Kandarp Dg Smart Bpo Ltd	RAJESH SUBHASH JANGAM	SELL	104000	39.36
KSHITIJPOL	Kshitij Polyline Limited	SUNRISE GILTS & SECURITIES PVT LTD	SELL	462568	6.9
MACOBSTECH	Macobs Technologies Ltd	MONIKA GARG	SELL	65600	106.31
MACOBSTECH	Macobs Technologies Ltd	NISHANT KUMAR GHOSH	BUY	70400	106.39
MAHICKRA	Mahickra Chemical Limited	GANDHI ASHISHKUMAR CHAMPAKLAL	SELL	49500	100.4
MHHL	Mohini Health&Hygiene Ltd	ARIHANT FUTURE & COMMODITIES LTD	BUY	357000	57.18
MHHL	Mohini Health&Hygiene Ltd	ARPIT JAIN HUF	SELL	357000	57.18
DIAMONDYD	Prataap Snacks Limited	RAJESH KUMAR MEHTA	SELL	339000	793.53
RTNINDIA	RattanIndia Ent Limited	CONNECOR INVESTMENT ENTERPRISE LIMITED .	SELL	7185497	81.73
RTNINDIA	RattanIndia Ent Limited	LGOF GLOBAL OPPORTUNITIES LTD	SELL	8078452	88.55
SHAH	Shah Metacorp Limited	MULTIPLIER SHARE & STOCK ADVISORS PRIVATE LIMITED	BUY	2306309	5.41
SRPL	Shree Ram Proteins Ltd.	HARBIR SINGH CHADHA	BUY	1889100	1.11
SPRL	SP Refractories Limited	S K GROWTH FUND PVT.LTD.	SELL	12000	259.17
SUNDRMFAST	Sundram Fasteners Ltd	NIPPON INDIA MUTUAL FUND	BUY	1095196	1318
SUNDRMFAST	Sundram Fasteners Ltd	SBI MUTUAL FUND	BUY	1300304	1318
SUNDRMFAST	Sundram Fasteners Ltd	SBI MUTUAL FUND	BUY	2200304	1318
SUNDRMFAST	Sundram Fasteners Ltd	TVS SUNDRAM FASTENERS PRIVATE LIMITED	SELL	3295500	1318
SUNDRMFAST	Sundram Fasteners Ltd	TVS SUNDRAM FASTENERS PRIVATE LIMITED	SELL	3295500	1318
TRUST	Trust Fintech Limited	VINOD KUMAR	BUY	124800	200.24
UTSSAV	Utssav CZ Gold Jewels Ltd	MOUNTAIN VENTURES	BUY	142800	140.35
VIJIFIN	Viji Finance Limited	PREBIEN HANOEMAN	BUY	818159	2.07

**Disclosure:**

Research Reports that are published by Nirmal Bang Securities Private Limited (hereinafter referred to as "NBSPL") are for private circulation only. NBSPL is a registered Research Analyst under SEBI (Research Analyst) Regulations, 2014 having Registration no. INH000001766. NBSPL is also a registered Stock Broker with National Stock Exchange of India Limited, BSE Limited, Metropolitan Stock Exchange of India Limited, Multi Commodity Exchange of India Limited and , National Commodity and Derivative Exchange Limited in Capital Market , Equity and Commodities derivatives segments and Currency Derivatives Segment .

NBSPL has other business divisions with independent research teams separated by Chinese walls, and therefore may, at times, have different or contrary views on stocks and markets.

NBSPL or its associates have not been debarred / suspended by SEBI or any other regulatory authority for accessing / dealing in securities Market since last 20 years. NBSPL, its associates or analyst or his relatives do not hold any financial interest (Except Investment) in the subject company. NBSPL or its associates or Analyst do not have any conflict or material conflict of interest at the time of publication of the research report with the subject company. NBSPL or its associates or Analyst or his relatives may or may not hold beneficial ownership of 1% or more in the subject company at the end of the month immediately preceding the date of publication of this research report.

NBSPL or its associates / analyst has not received any compensation / managed or co-managed public offering of securities of the company covered by Analyst during the past twelve months. NBSPL or its associates have not received any compensation or other benefits from the company covered by Analyst or third party in connection with the research report. Analyst has not served as an officer, director or employee of Subject Company. NBSPL / analyst has not been engaged in market making activity of the subject company.

**Analyst Certification:** The research analysts and authors of these reports, hereby certify that the views expressed in this research report accurately reflects my/our personal views about the subject securities, issuers, products, sectors or industries. It is also certified that no part of the compensation of the analyst(s) was, is, or will be directly or indirectly related to the inclusion of specific recommendations or views in this research. The analyst(s) principally responsible for the preparation of this research report and has taken reasonable care to achieve and maintain independence and objectivity in making any recommendations.



**Disclaimer:**

The Research Report is for the personal information of the authorized recipient and does not construe to be any investment, legal or taxation advice. NBSPL is not soliciting any action based upon it. Nothing in the research report shall be construed as a solicitation to buy or sell any security or product, or to engage in or refrain from engaging in any such transaction. In preparing the research report, we did not take into account the investment objectives, financial situation and particular needs of the reader.

The research report has been prepared for the general use of the clients of NBSPL and must not be copied, either in whole or in part, or distributed or redistributed to any other person in any form. If you are not the intended recipient you must not use or disclose the information in the research report in any way. Though disseminated to all the customers simultaneously, not all customers may receive the research report at the same time. NBSPL will not treat recipients as customers by virtue of their receiving the research report. The research report is not directed or intended for distribution to or use by any person or entity resident in a state, country or any jurisdiction, where such distribution, publication, availability or use would be contrary to law, regulation or which would subject NBSPL & its group companies to registration or licensing requirements within such jurisdictions.

The report is based on the information obtained from sources believed to be reliable, but we do not make any representation or warranty that it is accurate, complete or up-to-date and it should not be relied upon as such. We accept no obligation to correct or update the information or opinions in it. NBSPL or any of its affiliates or employees shall not be in any way responsible for any loss or damage that may arise to any person from any inadvertent error in the information contained in the research report. NBSPL or any of its affiliates or employees do not provide, at any time, any express or implied warranty of any kind, regarding any matter pertaining to this report, including without limitation the implied warranties of merchantability, fitness for a particular purpose, and non-infringement. The recipients of the research report should rely on their own investigations.

This information is subject to change without any prior notice. NBSPL reserves its absolute discretion and right to make or refrain from making modifications and alterations to this statement from time to time. Nevertheless, NBSPL is committed to providing independent and transparent recommendations to its clients, and would be happy to provide information in response to specific client queries.

Before making an investment decision on the basis of research report, the reader needs to consider, with or without the assistance of an adviser, whether the advice is appropriate in light of their particular investment needs, objectives and financial circumstances. There are risks involved in securities trading. The price of securities can and does fluctuate, and an individual security may even become valueless. International investors are reminded of the additional risks inherent in international investments, such as currency fluctuations and international stock market or economic conditions, which may adversely affect the value of the investment. Opinions expressed are subject to change without any notice. Neither the company nor the director or the employees of NBSPL accept any liability whatsoever for any direct, indirect, consequential or other loss arising from any use of the research report and/or further communication in relation to the research report. Here it may be noted that neither NBSPL, nor its directors, employees, agents or representatives shall be liable for any damages whether direct or indirect, incidental, special or consequential including lost revenue or lost profit that may arise from or in connection with the use of the information contained in the research report.

Copyright of this document vests exclusively with NBSPL.

Our reports are also available on our website

Registration granted by SEBI and certification from NISM in no way guarantee performance of NBSPL or provide any assurance of returns to investors.

**Nirmal Bang Research (Division of Nirmal Bang Securities Pvt. Ltd.)**

B-2, 301/302, Marathon Innova,  
Opp. Peninsula Corporate Park  
Off. Ganpatrao Kadam Marg  
Lower Parel(W), Mumbai-400013  
Board No. : 91 22 6723 8000/8001  
Fax. : 022 6723 8010